

Parent Portal - How to View NYS Grades 3-8 Assessment Score Reports and Star Screening Assessment Reports

1. Log in to the Parent Portal. Click your child's **ID Number** to load their portal page. *If you encounter a pop-up form asking you to verify Emergency Contact information or complete the Digital Equity Survey, you must complete these to proceed to your child's portal page.*

The screenshot shows the eSD Parent Portal interface. At the top, it says 'eSD Parent Portal' and 'Wednesday, November 20, 2013 | aasample'. Below the header is a navigation bar with a 'Student(s)' tab highlighted in red. A table lists students with columns for ID, First Name, Middle Name, Last Name, School, and Grade. The first student has ID 999999, First Name Morgan, Middle Name Aasample, Last Name Byram Hills High School, School Byram Hills High School, and Grade 12. A red arrow points to the ID number. Below the table are sections for 'Recent Activities', 'Announcement(s)', and 'Uploaded File(s)'.

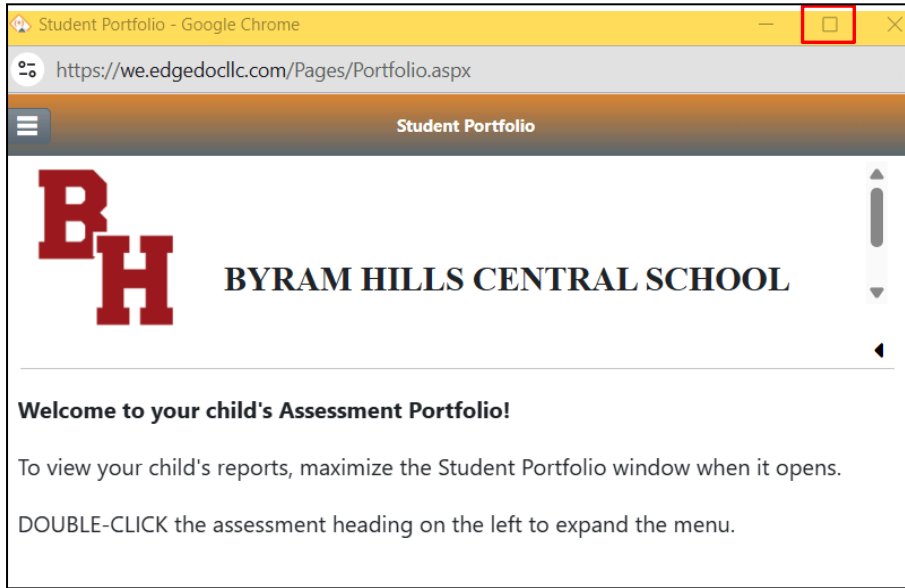
2. Click **Assessments**

The screenshot shows the eSD Parent Portal interface with the 'Assessments' tab selected in the navigation bar. The page displays a calendar for 'October 27 - November 30, 2019'. The calendar shows days of the week and dates. Marking Period 1 is highlighted in blue for the first half of the month, and Marking Period 2 is highlighted in blue for the second half. The page also shows 'Meghan's Profile' on the left and 'H.C. Crittenden Middle School' on the right.

3. Click **Parent Assessment Reports**


The screenshot shows the eSD Parent Portal interface with the 'Assessments' tab selected in the navigation bar. The page displays the 'Student Information' section with fields for First Name, Middle Name, ID Number, and Grade. The 'Assessments' section is partially visible below.

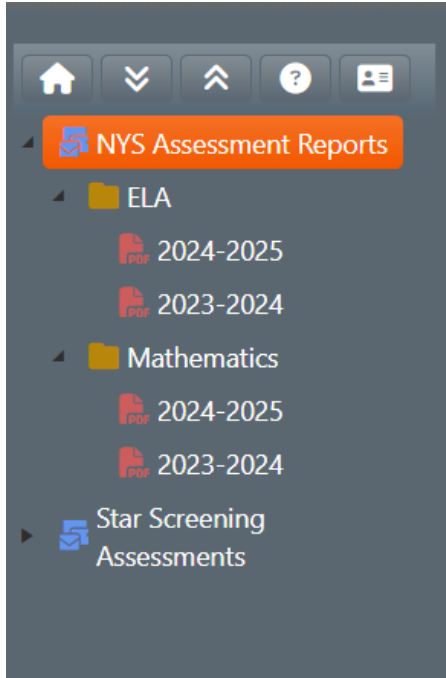
The Student Portfolio opens. If it looks like below (without a menu), maximize the




screen

4. **DOUBLE-CLICK** the assessment heading (NYS Assessment Reports, or Star Screening Assessments) to read the school's message and to view your child's individual report(s)





Sample of NYS Assessment report that displays:

MOLLY DOE(900000010) A NEW YORK (Public) SCHOOL		ENGLISH LANGUAGE ARTS 2023-2024 GRADE 5 TEST RESULTS
<p>Dear Parent/Guardian of Molly,</p> <p>This report summarizes Molly's performance on the New York State Testing Program English Language Arts Assessment (ELA), administered in the spring of 2024. The test score provides one way to understand student performance; however, this score does not tell the whole story about what Molly knows and can do. The results from the Grade 3-8 ELA, Mathematics, and Science Tests are being provided for diagnostic purposes and will not be included in Molly's official transcript or permanent student record.</p>		<p>TRANSLATIONS</p>  <p>https://www.nysed.gov/state-assessment/grades-3-8-score-report-and-understanding-report-samples</p>
MOLLY'S SCORE	PERFORMANCE LEVELS	

6. To save a copy of the report, click the **download** icon.



7. To print a copy of the report, click the **print** icon.



NOTE: Some browsers will not allow printing directly using the print icon. In this case, download the report, then print it from the downloaded copy on your computer/device.